



# ALIEN 3

Lorem ipsum dolor sit amet, consectetur adipiscing elit, sed do eiusmod tempor incididunt ut labore et dolore magna aliqua. Ut enim ad minim veniam, quis nostrud exercitation ullamco laboris nisi ut aliquip ex ea commodo consequat.

Duis aute irure dolor in reprehenderit in voluptate velit esse cillum dolore eu fugiat nulla pariatur. Excepteur sint occaecat cupidatat non proident, sunt in culpa qui officia deserunt mollit anim id est laborum. Lorem ipsum dolor sit amet, consectetur adipiscing elit, sed do eiusmod tempor incididunt

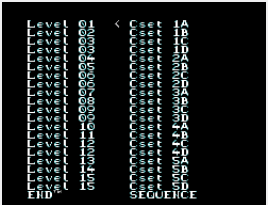
ut labore et dolore magna aliqua. Ut enim ad minim veniam, quis nostrud exercitation ullamco laboris nisi ut aliquip ex ea commodo consequat.

## LEVEL SELECT

At the title screen, when the 'Start' and 'Configure' options appear, press:

↑↓②↔②↑↓②

You can now select your starting level.



## INFINITE LIVES

Go to the 'Configure' options and select 'Two players'. Start the game and have both players lose all their lives. The quickest way of doing this by going down the first ladder, heading right and falling into the fan pit. When you restart the game you will now have infinite lives using controller two.



## GENERAL TIPS

- You start with 3 lives and 4 continues. There is no way of earning additional lives.
- The machine gun is the weakest weapon but has good range and rate of fire. You can shoot up and down when on a ladder. You can also shoot in diagonal directions when walking, which is useful for flushing out aliens hiding in the ground and ceiling. Maximum ammo capacity: 200
- The flamethrower is very powerful but has short range. It cannot be used on ladders. Maximum ammo capacity: 20
- The missile launcher is powerful with good range, but a slow rate of fire. You can shoot up and down when on a ladder. Maximum ammo capacity: 20
- Grenades are powerful with limited range. They can be dropped down when on a ladder. Maximum ammo capacity: 10
- The scanner is only really useful for knowing where elevator platforms are. Strangely, your battery does not deplete when using the scanner.
- You can switch weapon by pressing ↓+② when on foot, or by pressing ② when in the air or on a ladder.
- From level 5-1 onwards, alien enemies do not get knocked back by the machine gun, so use more powerful weapons.
- Careful of missile and grenade explosions as they will take 5 health.

## ITEMS



### MACHINE GUN AMMO

Gives you 100 machine gun bullets



### MISSILE AMMO

Gives you 10 missiles



### HEALTH

Gives you 20 health points



### FLAMETHROWER AMMO

Gives you 10 flamethrower fuel



### GRENADES

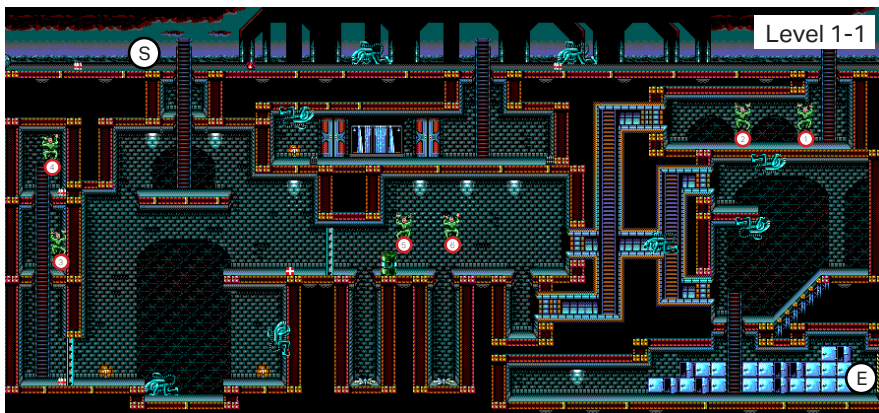
Gives you 5 grenades



### BATTERY

Gives you 100 battery charge


## MAPS + PRISONER LOCATIONS



### LEVEL 1-1 (6 PRISONERS / 3 MINUTES 2 SECONDS)

From the start, head left and collect the machine gun ammo. Head all the way to the right, destroying aliens along the way. Go down the ladder and rescue the prisoners **#1** & **#2**. Head back to the starting point and go down the ladder. Take the elevator down. Head left and up the ladder to rescue prisoners **#3** & **#4**. Head back up the elevator platform and head right. Jump across the platforms and rescue prisoners **#5** & **#6**. Head right through the vent and make your way down towards the exit.

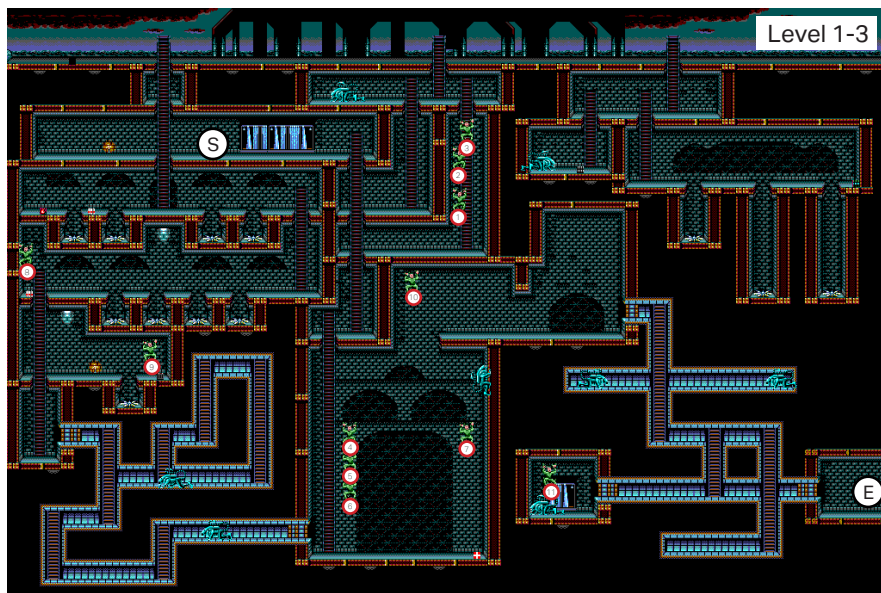
## MAPS + PRISONER LOCATIONS (CONTINUED)



### LEVEL 1-2 (6 PRISONERS / 4 MINUTES 2 SECONDS)

From the start, immediately destroy the alien to your left. Head up the ladder and left, destroying the alien and rescuing prisoner **#1**. Head right and go all the way up the ladder. Jump across the gap to your left and go up the ladder. Head left to rescue prisoners **#2** & **#3**. Go right and up the ladder to the surface. Head all the way to the right, jumping over the aliens hiding in the ground and go down the ladder to rescue prisoner **#4**. Head all the way back to your left and go down the ladder. Go right and down the ladder to the floor below. Jump right across the gap and go down the ladder on the far right. Make your way through the vents and rescue prisoners **#5** & **#6**. Continue down to head for the exit.

## MAPS • PRISONER LOCATIONS (CONTINUED)



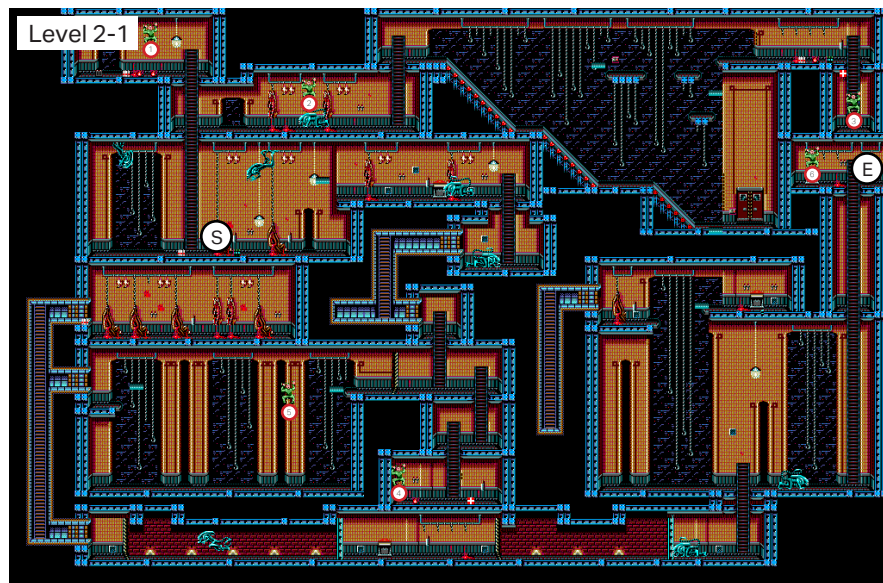
### LEVEL 1-3 (11 PRISONERS / 4 MINUTES 1 SECOND)

From the start, head right and go down the ladder 2 floors. Head right and up the ladder to rescue prisoners **#1 #2 & #3**. Head back left and down the ladders. Rescue the prisoners **#4 #5 #6 & #7** in this room. Head left through the vent and make your way up. When you exit the vent, go all the way up the ladder to rescue prisoner **#8**. On the way down, go right and jump over the fan gap to rescue prisoner **#9**. Head back to the big room and take the elevator platform up to rescue prisoner **#10**. Head right through the vent and make your way down. Rescue prisoner **#11** and head for the exit.

### LEVEL 1-BOSS (1 MINUTE 5 SECONDS)

Quickly head left into the gap for a safe spot. Use your flamethrower to then easily destroy the alien boss.

## MAPS • PRISONER LOCATIONS (CONTINUED)

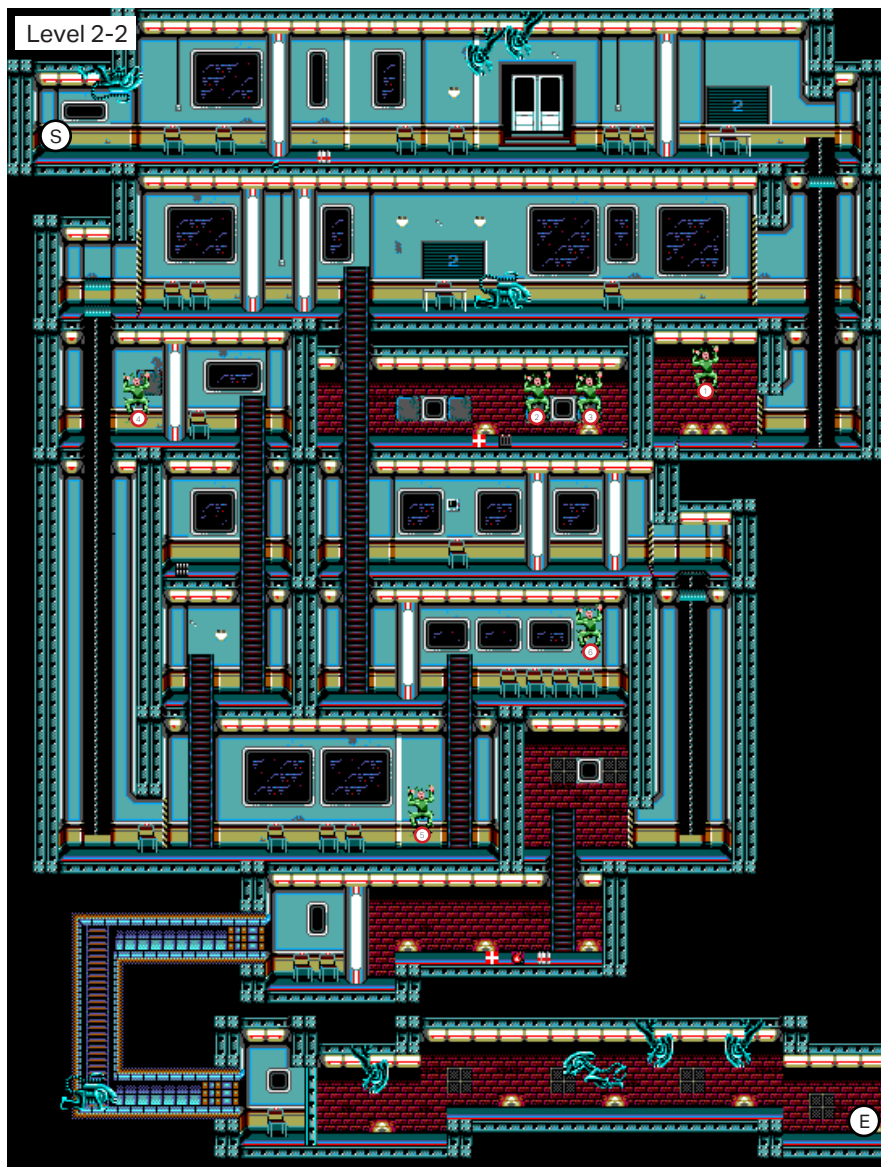


### LEVEL 2-1 (6 PRISONERS / 5 MINUTES 20 SECONDS)

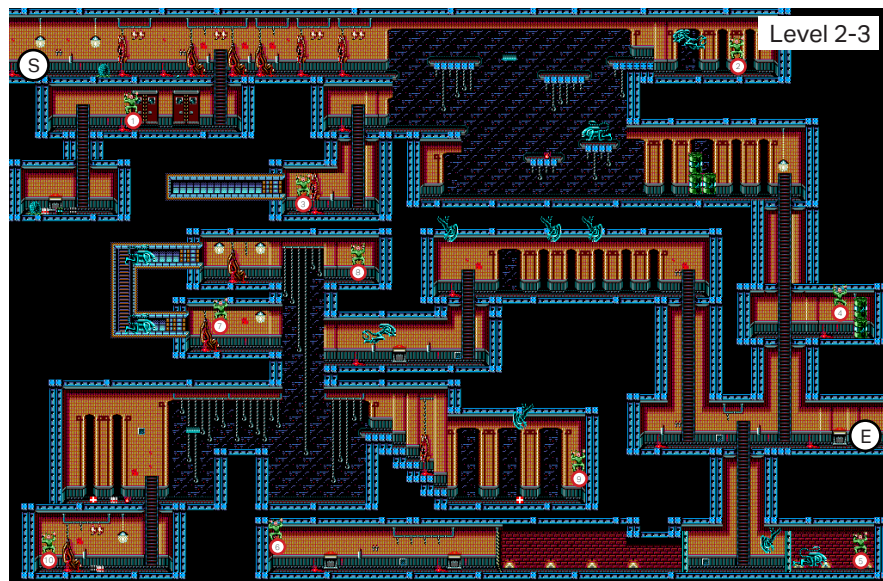
From the start, kill the alien that drops down in front of you. Then go all the way up the ladder to your left and rescue prisoner **#1**. Go down the ladder to the floor below and head right to rescue prisoner **#2**. Continue right and go up the ladder. Avoid sliding down the slopes as this will take health. Make your way down to the bottom by jumping. Stand on the elevator platform and ride it up by pressing **↑**. Jump on the platform on your left and then jump to the right. Go down the ladder to rescue prisoner **#3**. Go back up the ladder, head left and jump across the platforms. Jump on the elevator platform and press **↓** to be taken back to the left side. Head back to the starting point, go right and up the elevator platform. Go right and make your way down the ladder and through the vents. Go down the ladders to rescue prisoner **#4**. Go back up and head left. Jump left from the elevator platform to rescue prisoner **#5**. Take the elevator platform up on the left side and go through the vent. Head down and then right, destroying the aliens along the way. Go up the ladder and head right. Go all the way up the next ladder to rescue prisoner **#6** and exit the level.



## MAPS • PRISONER LOCATIONS (CONTINUED)



## MAPS • PRISONER LOCATIONS (CONTINUED)



### LEVEL 2-2 (6 PRISONERS / 4 MINUTES 50 SECONDS)

From the start, head right and go all the way down the elevator to rescue prisoner #1. Go back up to the floor above and head left. Go down the ladder to rescue prisoners #2 & #3. Go back up and head left to the elevator. Rescue prisoner #4 on the way down. When you get to the bottom, head right and rescue prisoner #5. Go up the ladder and rescue prisoner #6 to your right. Head left and up the ladder. Go right and follow the path until you reach the exit.


### LEVEL 2-3 (10 PRISONERS / 6 MINUTES 10 SECONDS)

From the start, head right and go down the ladder. Head left to rescue prisoner #1. Go back up and head right, jumping across the upper platforms. Destroy the alien that jumps at you and rescue prisoner #2. Head back to the left side, drop down a level and go down the ladder to rescue prisoner #3. Go back up and head right. Go down the ladder and rescue prisoner #4 along the way. Go down the next ladder and rescue prisoners #5 & #6 on each side of the floor. Go back up, left and then up the ladder. Head left, destroying 3 aliens and go down the ladder. Jump across to the left to rescue prisoner #7. Take the elevator up and rescue prisoner #8 on your right. Go back down and rescue prisoners #9 & #10, one to your right and one down the ladder to the left. Head for the exit.

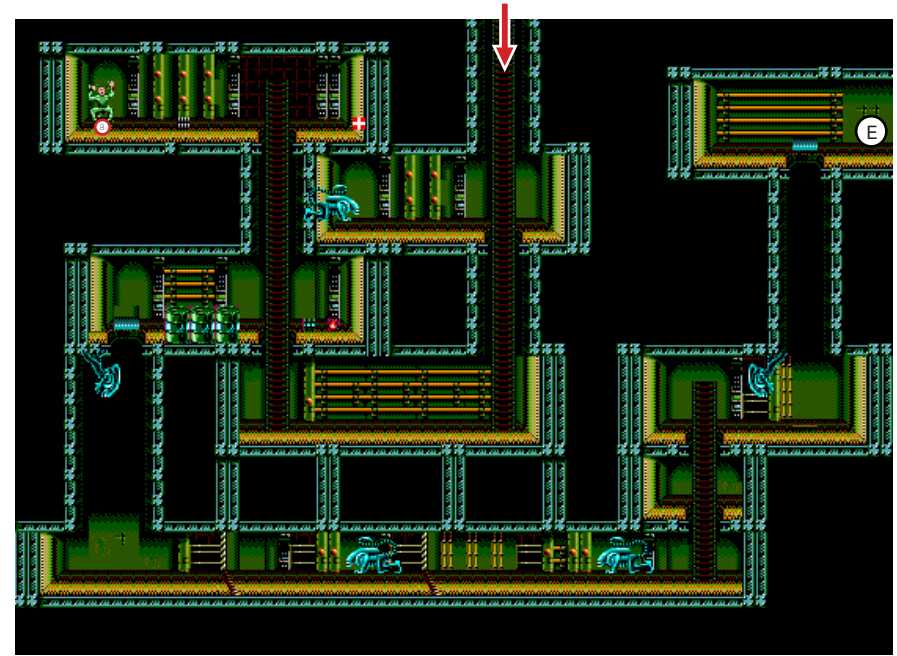
## MAPS • PRISONER LOCATIONS (CONTINUED)

### LEVEL 2-BOSS (11 MINUTE 20 SECONDS)

Quickly head to the right side under the platform. Face left and shoot the alien boss with your machine gun. Other weapons do no damage.



## MAPS • PRISONER LOCATIONS (CONTINUED)



### LEVEL 3-1 (18 PRISONERS / 5 MINUTES 40 SECONDS)


From the start, go all the way up the ladder and rescue prisoner #1 on your left. Go back down to the floor below and head right. Go up the ladder and rescue prisoners #2 #3 & #4, one at the upper-right and two at the bottom-right. Go back and all the way down the previous ladder. Head right to rescue prisoner #5. Continue down the ladder and find prisoner #6 on the right side. Continue down the elevator and head all the way left to rescue prisoner #7. Go all the way down the ladder, head left and then all the way up the next ladder. Rescue prisoner #8 and then head for the exit.

### LEVEL 3-2 (17 PRISONERS / 5 MINUTES 40 SECONDS)


From the start, go down the ladder and head right. Go down the next ladder and rescue prisoner #1 on the right. Go down a floor and rescue prisoner #2 on the right. Continue down the elevator and rescue prisoner #3 on the left side of the pit. Go up the elevator to rescue a prisoner #4 on the right side and prisoners #5 #6 & #7 on the left. Head all the way back up to the exit.



## MAPS + PRISONER LOCATIONS (CONTINUED)



## MAPS + PRISONER LOCATIONS (CONTINUED)



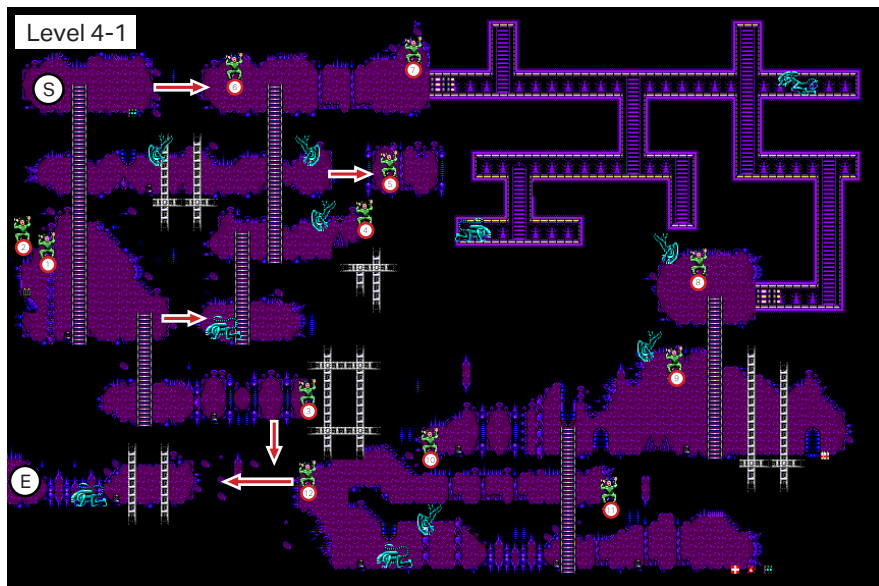
### LEVEL 3-3 (6 PRISONERS / 5 MINUTES 50 SECONDS)

From the start, drop down and rescue prisoner #1 to the right. Continue heading down and use the elevator to rescue prisoner #2. When you reach the bottom, head right and go up the ladder. Rescue prisoners #3 & #4 in this room and continue heading up. When you reach the top, head right and go down the ladder. Head right and go up the ladder, which leads to prisoner #5. Go back and take the elevator down. Follow the path, rescuing prisoner #6 along the way, until you reach the exit.

### LEVEL 3-BOSS (2 MINUTES 20 SECONDS)

Drop down and head to the bottom-right side under the platform. Face left and shoot the alien boss with your machine gun and it will be destroyed easily.


## MAPS • PRISONER LOCATIONS (CONTINUED)



### LEVEL 4-1 (12 PRISONERS / 6 MINUTES 10 SECONDS)

From the start, go down the ladder and rescue prisoners **#1 & #2** on your left. Head right and go down the next ladder. Head right and you will climb on to a platform. Very carefully drop down and jump across to the right to rescue prisoner **#3**, avoiding the hidden hole. Head left and go back up the ladder. Head right and go up the next ladder. Rescue prisoner **#4** and go up the ladder to the floor above. Walk through the wall to rescue prisoner **#5**. Continue going up and rescue prisoners **#6 & #7**. Head right and make your way through the vent, climbing down the ladders on the far right side. Exit the vent and rescue prisoner **#8**. Go down the ladder and rescue prisoner **#9** on the left. When you reach the ground, head left to find prisoner **#10**. Go back and down the ladder to rescue prisoner **#11** on the right. Head left and at the edge of the platform, jump left to rescue prisoner **#12**. Go through the wall on the left to reach the exit.

## MAPS • PRISONER LOCATIONS (CONTINUED)

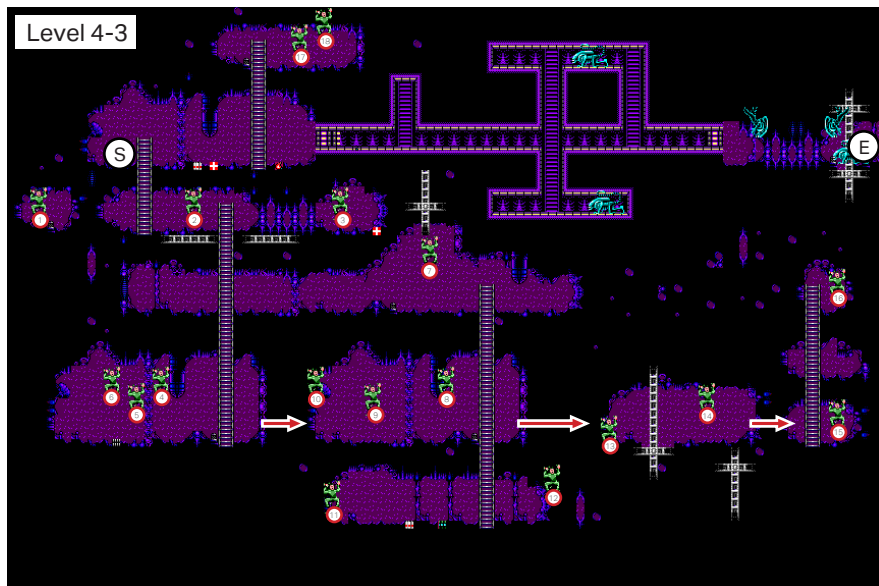


### LEVEL 4-2 (17 PRISONERS / 6 MINUTES 2 SECONDS)

From the start, go down the ladder and rescue prisoners **#1 & #2**. Continue down and rescue prisoner **#3** on your right. Continue down and find prisoner **#4** at the bottom of the ladder. Go back up a floor and head right. Go down the next ladder, rescuing prisoners **#5 #6 #7 & #8** in this area. Go back up the ladder and head right. Go up the next ladder to rescue prisoner **#9**. Go back down the ladder and when you reach the bottom, head right to find prisoner **#10**. Head left and drop down to rescue prisoner **#11**. Head right and go through the wall. Continue right to find prisoner **#12**. Head left, go up the ladder and rescue prisoner **#13**. Go all the way up the next ladder and rescue prisoner **#14**. Go up the ladder on the right to the floor above and head left. Walk through the wall and go down the ladder to rescue prisoner **#15**. Go back and continue up the previous ladder. When you reach the top, head left and go down the next ladder. Head left to rescue prisoners **#16 & #17**. Head for the exit.



## MAPS • PRISONER LOCATIONS (CONTINUED)



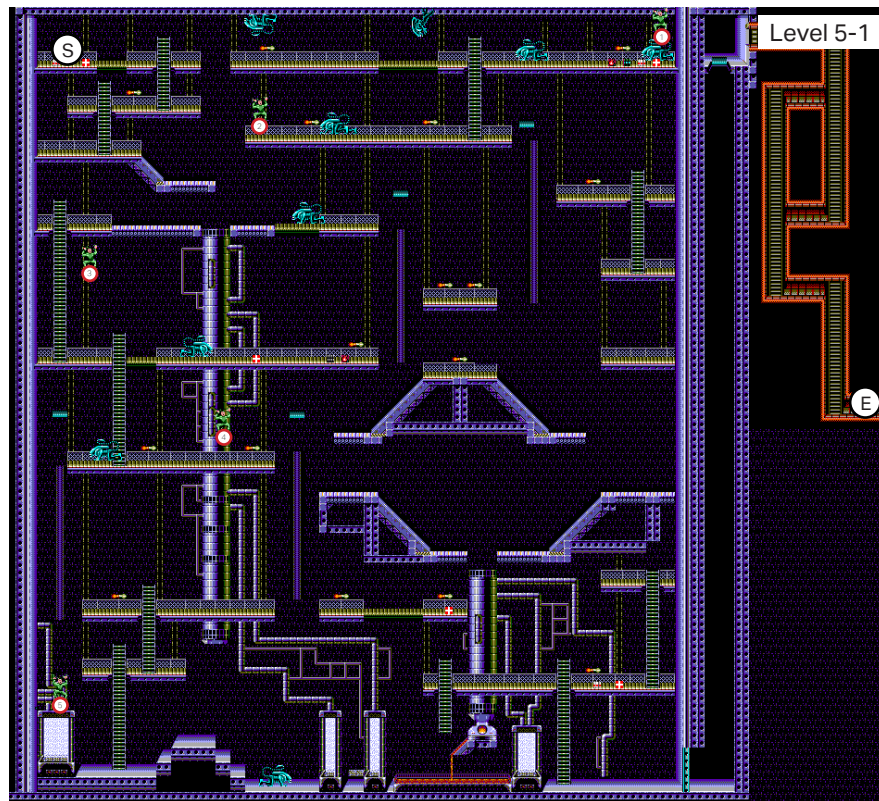
### LEVEL 4-3 (18 PRISONERS / 5 MINUTES 40 SECONDS)

This level is surprisingly easy as there are no aliens until the end section. From the start, go down the ladder and rescue prisoner #1 through the wall on your left. Go right to rescue prisoners #2 & #3. Go all the way down the ladder to rescue prisoners #4 #5 & #6. Go back up to the floor above and head right to rescue prisoner #7. Go down the ladder and rescue prisoners #8 #9 & #10 on your left. Continue down the ladder to rescue prisoners #11 & #12. Go back up the ladder to floor above and head right through the wall. Rescue prisoners #13 & #14 and continue right through the wall to rescue prisoner #15. Go up the ladder to rescue prisoner #16. Head all the way back to the starting point. Go right and up the ladder to rescue prisoners #17 & #18. Go back down the ladder and head right through the vent. Use your flamethrower to quickly dispatch the numerous aliens in this area. Continue right to the exit.

### LEVEL 4-BOSS (1 MINUTE 50 SECONDS)

Drop down to the platform below. Slowly walk right until you see the alien in the top-right corner of the screen. Go left as it starts moving and from the middle of the platform, face right. Use your machine gun to shoot the alien and try avoid its projectiles. Use the flamethrower when it falls in front of you for good damage.

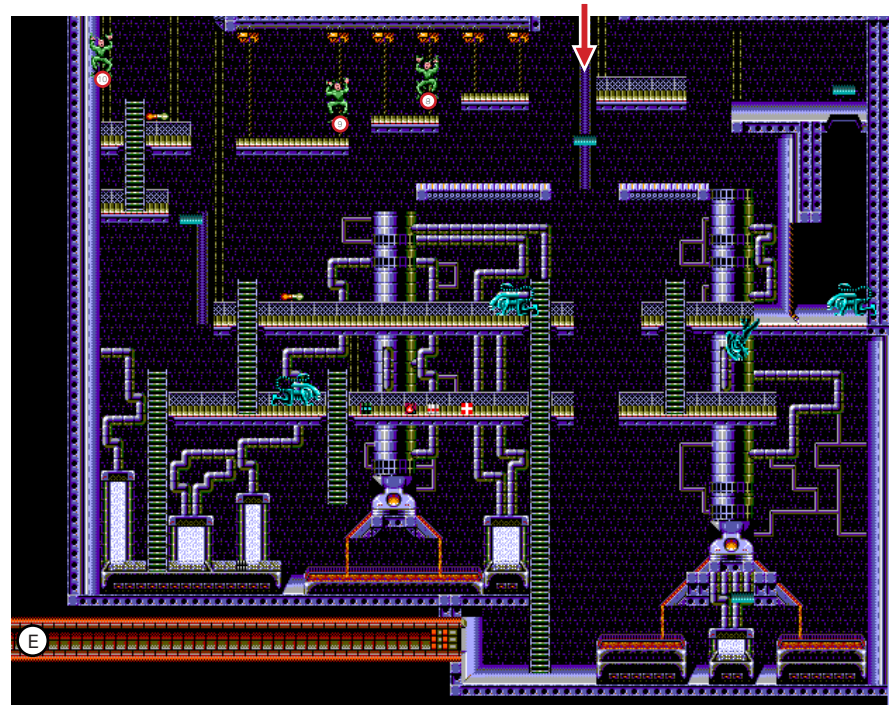
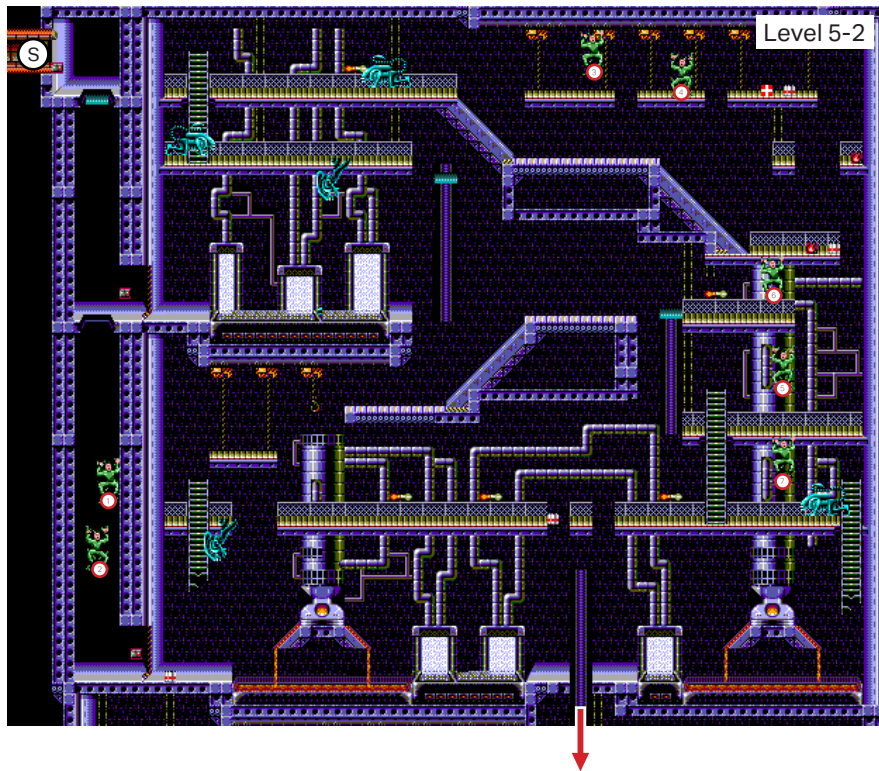
## MAPS • PRISONER LOCATIONS (CONTINUED)



### LEVEL 5-1 (5 PRISONERS / 6 MINUTES 40 SECONDS)


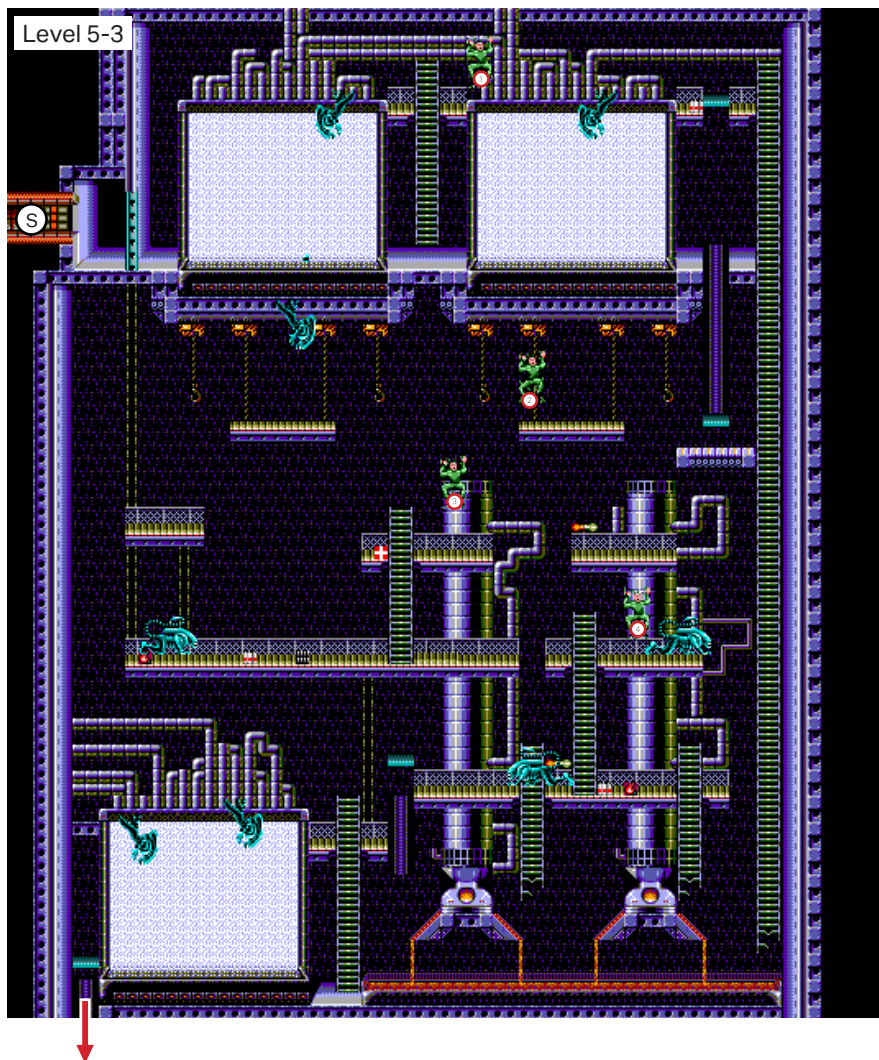
From the start, head all the way to the right, jumping the gap between the platforms and crossing the collapsing bridges, to find prisoner #1. Go back left and down the ladder. Head left to rescue prisoner #2. Drop directly down to the platform below and then drop down again. Head left and go up the ladder to find prisoner #3. Go down the next ladder and head right to find prisoner #4. Head left and drop straight down off the edge to land on an elevator and rescue prisoner #5. Climb up the ladders and head right, jumping the platforms. Be careful of the lava, as this will kill you instantly. When you reach the bottom-right side of the level, take the elevator up and make your way through the vents to the exit.





**LEVEL 5-2 (10 PRISONERS / 5 MINUTES 10 SECONDS)**

From the start, crawl forward and take the elevator all the way down to rescue prisoners #1 & #2. Take the elevator back up to the middle floor and head right. At the end of the start platform, walk off just as you see the elevator start to go up to land on it. Ride the elevator up and jump on the platform to the left. Go up the ladder and head right, jumping across the platforms to rescue prisoners #3 & #4. Continue right and drop down to the far right side. Head left on this platform to find prisoner #5 then take the elevator up to find prisoner #6. Go back down and then down the ladder to find prisoner #7 on the right. Head left and you will see a small platform between 2 gaps. Drop the first gap and you will land on an elevator, and go down the ladder. As it goes down, quickly jump off to the platform on the left. Keep heading left and jumping across the platforms, rescuing prisoners #8 #9 & #10 along the way. Go right and head back the way you came. Take the elevator down all the way to the bottom and exit through the vent on your left.



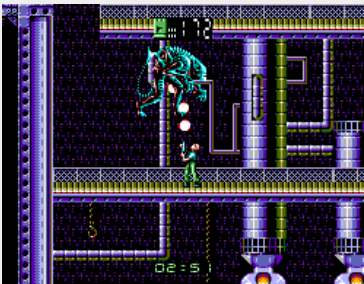
## LEVEL 5-3 (5 PRISONERS / 5 MINUTES 40 SECONDS)

From the start, crawl forward and exit the vent. Head right and go up the ladder to rescue prisoner #1. Go back down and continue heading right. You can take the ladder or elevator down on to the moving platform. Quickly jump left on to the next platform and rescue prisoner #2. Drop down to your left and find prisoner #3. Go down the ladder and jump across the platform to your right to find prisoner #4. Go down the ladder and head left. Drop down to the platform below then go down the ladder. Head left and wait for the elevator platform. Ride this all the way down. Go up the ladder and jump across the platform to the right. Drop down the small section of platform on your right, being careful to avoid the lava. Walk left off this platform to land on the platform with prisoner #5. Walk right off this platform to land on the small platform below. Carefully jump across to the right and head for the exit.



DEFEATING THE FINAL BOSS

To defeat the final boss, you have to hit it with the killing blow whilst it is in mid-air. The best strategy is head to the bottom-right side of the stage, wait until the alien is walking towards you and then hit it with 2 missile shots for some initial damage. Then make your way to the middle-left side of the stage (in the spot pictured). Stay in that position and the alien will jump over you. When it does, fire upwards using your machine gun and you should finish it off.



PRO ACTION REPLAY CODES

- 00C4 6A64.....Infinite health
- 00C4 2403.....Infinite lives
- 00C4 8501.....Invincibility
- 00C4 783B.....Infinite time
- 00C4 2763.....Infinite machine gun
- 00C4 2963.....Infinite flamethrower
- 00C4 2B63.....Infinite missiles
- 00C4 2D63.....Infinite grenades



Lorem ipsum dolor sit amet, consectetur adipiscing elit, sed do eiusmod tempor incididunt ut labore et dolore magna aliqua. Ut enim ad minim veniam, quis nostrud exercitation ullamco laboris nisi ut aliquip ex ea commodo consequat.

Duis aute irure dolor in reprehenderit in voluptatet, sunt in culpa qui officia deser piscing elit, sed do eiusmod tempor incis nostrud exer consequat.

CHEAT MODE

At the title screen, on controller 2:

Hold ↑ then press 1 2 1

A 'S' will appear at the upper-right corner of the screen to confirm the code.

During gameplay, use the following commands on controller 2:

- 1 or 2 skips a stage
- ↑ replenishes life and energy
- ↓ reduces life and energy



PRO ACTION REPLAY CODES

- 00C1 1310.....Infinite health
- 00C1 1410.....Infinite energy
- 00C8 0D01.....Invincibility
- 00C1 1909.....Infinite continues