



WONDER BOY III THE DRAGON'S TRAP

Human

Fall down pits until you are on the level with Skeletons holding swords. Go left and enter the door at the end.

To kill the MEKA Dragon:
Stand all the way in the left corner; wait for him to come close.
Jump and stab him in the nose.

Once back in the hallway, proceed all the way to the right and enter the door. Proceed right, at the end wait for falling blocks to form stairs. Climb the stairs and jump out of the well. Go to the left.

Lizard Man

Get the Password in the Church (Area 1). Go left to the door in the bottom of the tower. Drop down the well and go right. Open the treasure chest to receive a heart. Go into the door beneath the Shop door (Area 2). Fall into the well and proceed right. Once out of the cave, proceed right over the islands and to the building (Area 4). Get the key from the treasure chest behind the left door.

Return to Area 1.

Enter the door on the second floor of the tower (has a key hole). Continue up all the stairs, through all doors until in the desert area in the sky and proceed left (Area 5). Jump over all the pits with the Fire Ant Lions until you reach the pit with the Blue Fire Ant Lion. Go down the pit and proceed to the door at the left. Enter and open the treasure chest. Exit the door and go back up the pit. Continue onto the left, past the pyramids, to the wells. Jump over both wells and climb up the side of the pyramid, and go down the other side (Area 6). Enter the door in the Sphinx and open the treasure chest to receive a heart. Proceed back over the pyramid to the two wells and drop down the well on the right. At the bottom go left (Area 7). Continue making way up through the pyramid and enter the door at the top. Continue onto the left, at the end, drop down to three gold Sphinx statues. Go left and drop down to ledge with the door. Enter the door.

To kill Mummy Dragon:
Jump and shoot fire at his nose. Avoid letting him touch you.

Return to Area 1.

Mouse Man

Go all the way left and crawl over the mouse block area (Area 8). Continue going left. At the end of the forest is an opening in the ground. Drop down the opening into the water (Area 9). There are two doors to the right. (The solid door returns to the beginning city.) Open the treasure chest to get a heart. Climb up left wall of the main chamber to the top (past the castle). Once at top, push button 2 and jump. Aim for the ledge with door in front of the castle. Enter the door and proceed through the maze. At the top of the maze enter the door.

To kill Dragon Zombie:

Do not attempt to kill him in his flattened form, but wait for him to get full sized and hit him in the face. The best place to stay is on the left side of the screen.

Return to Area 1.

Piranha Man

Return to the desert in the sky (Area 5). Go all the way to the right. Enter the castle at the end (Area 10). Enter all doors to find the transforming room. Turn into Mouse Man and climb the mouse blocks. At the end, find the treasure chest to get the Thunder Saber. Turn into Piranha Man again.

Return to Area 1.

Return to the Area 3. Drop down in the second body of water and go all the way right. There are four bricks to be broken (Area 11). Once the bricks are broken, enter the area and continue through the maze. At the top, there is a branch to the right and left. Go to the left and cure yourself, then proceed to the right. To the right is an upside down ship (Area 12). Go past the ship and down the well to the right. Continue through this area, and at the end is a door. Enter the door and open the treasure chest to get the heart (Area 13). Proceed back to Area 12 and enter door at the top. Follow the maze until the door to top. Enter the door.

To kill the Captain Dragon:

Jump and hit him at the nose.

Return to Area 1.

Lion Man

Go left to the bridge over the water (Area 14). Lion Man can slash and break these blocks. Drop into the water and go to the next bridge made of destructible blocks (Area 14). Break the blocks, drop down and go right. Break blocks to get to the

treasure chest with a heart. From the treasure chest head left to door surrounded by blocks. Jump and break the blocks and enter the door. Go left and jump over wells (Area 16) to drop down to the third well. Follow arrow to the left. Proceed through the cave. Enter the castle at the end. Proceed to the right. At the end, break the four destructible blocks and enter the door. Work your way through the castle to door. Stand to the right of door and press up on the control pad to find a secret door. Enter room to find treasure chest. Enter the original door.

To kill the Daimyo Dragon:
Stand to the left of the screen, jump and hit him in the nose.

Return to Area 1.

Turn into the Mouse Man. Go back to the bridge made of destructible blocks. Break the blocks and bridge made of destructible blocks. Break the block and re-enter the area. Proceed left to wells. Drop down the first well and bounce back up to the ceiling. Once on the ceiling, go all the way left to the fourth well and drop down. Enter the door at the bottom, and drop down the well. Proceed to break all destructible blocks through the maze and go to the one destructible block by itself on left of screen. Break and enter the door it creates. Go to the treasure chest to get the Magical Saber. Use the Magical Saber to create a staircase to a door, to leave the room.

Return to Area 1.

Hawk Man

Back in Area 2, turn into a Hawk Man. Fly up and to the left of the tower (Area 18). Break blocks in the sky and enter the door in center. Equip with the Magical Saber and use to create destructible blocks. Break the blocks, and enter the door that appears. This is the entrance to the Dragon's Castle. Enter the castle door and go right. ~~Fly up the opening in the ceiling at~~ the end of the hall. Proceed up through the maze, and enter the door to the transforming room. Change to the Mouse Man. Move to the blue area to the right of the door, and proceed on through the maze. At the end of the maze, drop into the hallway. Go to the door on the right to get a heart. Proceed left and continue through the maze. At the end, drop into the water and enter the transforming room at the bottom of the room. Change into the Piranha Man and swim to a door at the top right. Enter the door and proceed to the right through the hallway. At the end of the hallway, enter the door to the transforming room. Change into the Lion Man, and break destructible blocks. Proceed on through the maze. Drop into the darkened hallway and continue on to the right. At this point, just continue through the dark area, constantly dropping down until a door is found. Enter the door and drop into gold area. Enter the door and drop off to ledge

two rows down. Press up to get to the secret door. Transform into a Hawk Man and proceed up and to the right. Continue through the maze until the you reach a door at the end. Enter the door.

To kill the Vampire Dragon:
Fly around and hit the cape.

Quick References

Transforming rooms found in Areas 2, 10, and 18.

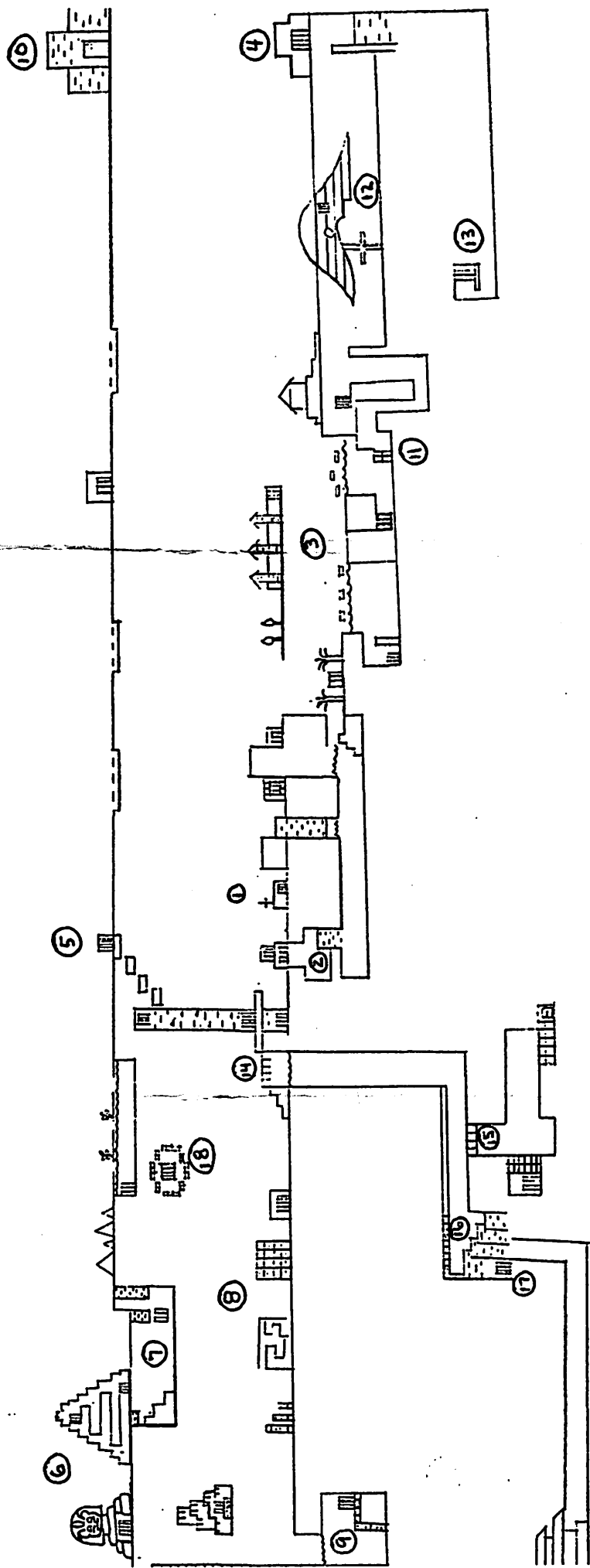
Returns found in Areas 6, 9, and 18.



Thunder Saber (to break blocks) found in Area 10.

Magical Saber (to create block) found through door in Area 17.

Wonder Boy III

: The Dragon's Trap





Handwritten text, possibly a date or reference number, oriented vertically. The text is difficult to read due to fading and bleed-through.